

# Neighbourhood Safer Places (NSP)

An NSP is a local open space or building where people may gather, as a last resort, to seek shelter from a bushfire. Use of an NSP may be your contingency plan when:

- your Bushfire Survival Plan has failed
- the extent of the fire means you have planned to stay but your home cannot withstand the impact of the fire and therefore is not a safe place to shelter.
- the fire has escalated to an extreme or catastrophic level and relocation is your safest option.

The main purpose of an NSP is to provide some level of protection to human life from the effects of a bushfire. Your NSP will not guarantee safety in all circumstances. The following limitations of an NSP need to be considered if you plan to use one as a last resort:

- Firefighters may not be present, in the event that they will be fighting the main fire front elsewhere.
- NSPs do not cater for animals or pets.
- NSPs do not provide meals or amenities.
- NSPs may not provide shelter from the elements, particularly flying embers.
- If you are a person with special needs you should give consideration to what assistance you may require at an NSP.

Although QFRS cannot guarantee an immediate presence during a bushfire, every effort will be made to provide support as soon as resources are available.

Not all areas will have a designated NSP and a register can be found on the Rural Fire Service website [www.ruralfire.qld.gov.au](http://www.ruralfire.qld.gov.au). Remember to regularly visit the website for changes and updates.



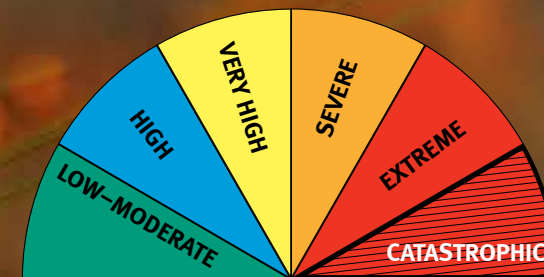
## RURAL FIRE SERVICE AREA OFFICES

Cairns	(07) 4042 5468
Innisfail	(07) 4061 0650
Townsville	(07) 4796 9082
Charters Towers or Cloncurry	(07) 4787 8213
Mackay	(07) 4965 6641
Barcaldine or Emerald	(07) 4651 1190
Rockhampton	(07) 4938 4736
Bundaberg	(07) 4153 3244
Maryborough	(07) 4190 4839
Caloundra	(07) 5420 7517
Toowoomba	(07) 4616 1945
Roma	(07) 4622 2074
Caboolture	(07) 5420 1333
Ipswich	(07) 3381 7122

You don't have to live in the bush to be threatened by bushfire, just close enough to be affected by burning material, embers and smoke. For Queensland residents, that can be just about anywhere.

Everyone has a part to play in bushfire mitigation, and it is vitally important that we all take steps to ensure we **PREPARE. ACT. SURVIVE.** this bushfire season.

## FIRE DANGER RATING



To find out more information visit [www.ruralfire.qld.gov.au](http://www.ruralfire.qld.gov.au)

2773QFRS 0611

## Are you bushfire prepared?

### Are your family and home at risk?

- 1 Do you live within a few kilometres of bushland?
- 2 Does your local area have a bushfire history?
- 3 Is your home built on a slope?
- 4 Do you have trees and shrubs within 20m of your house?
- 5 Is your 'Bushfire Survival Plan' more than one year old?

If you answered 'Yes' to one or more of these questions you may be at risk in the event of a bushfire.

## PREPARE. ACT. SURVIVE.

Tomorrow's Queensland: strong, green, smart, healthy and fair





# PREPARE

To prepare your Bushfire Survival Plan visit [www.ruralfire.qld.gov.au](http://www.ruralfire.qld.gov.au) and follow the links.

Some of the issues you need to consider:

- Does everyone in your family understand the dangers of bushfire and how your plan will be put into action?
- Have you arranged appropriate car and household insurance?
- Do you know what you will take with you if you need to leave early?
- Have you considered how to deal with pets and livestock?

No matter what the details of your Bushfire Survival Plan are, there are other important preparations you need to make. These include preparing your property, preparing to leave and preparing yourself. These are essential steps and you can find out more about them at [www.ruralfire.qld.gov.au](http://www.ruralfire.qld.gov.au)

# ACT

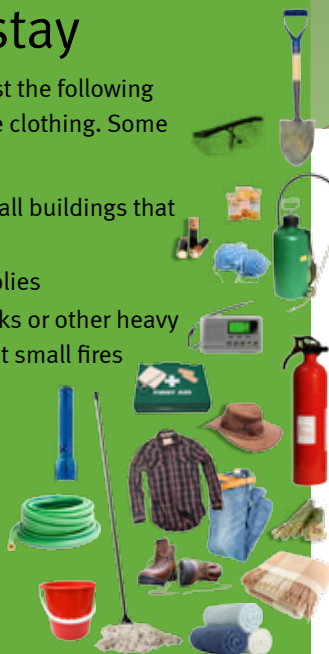


There are different actions you need to undertake depending on the circumstances and your Bushfire Survival Plan.

## If you decide to stay

If your plan is to stay you need at least the following firefighting equipment and protective clothing. Some of these include:


- Sufficient lengths of hose to reach all buildings that could be threatened
- Buckets and alternative water supplies
- Shovels, rakes and wet towels, sacks or other heavy material that can be used to put out small fires
- Torch
- First aid kit
- Full length clothing (wool, cotton)
- Gloves
- Water bottles or containers to carry drinking water with you.



## High fire danger days

On hot dry days when bushfires are likely, listen to local radio stations for bushfire information, drink plenty of water and, if you live on acreage or a farm, move stock to fully grazed areas. It is also a good idea to check water pumps and generators (if you have them) to make sure they are working, and prepare your protective clothing in case you need it quickly.

To find out more information visit [www.ruralfire.qld.gov.au](http://www.ruralfire.qld.gov.au)



## Fire in the area

- Listen to local broadcasts or check websites for updates.
- Put on protective clothing.
- Drink lots of water.
- Move car/s to a safe location.
- Close windows and doors and shut blinds.
- Take down curtains and move furniture away from windows.
- Bring pets inside and restrain them (leash, cage, or secure room) and provide water.
- Block downpipes (at the top) and fill gutters with water if possible.
- Wet down the sides of buildings and close shrubbery in the likely path of the bushfire.
- Wet down fine fuels close to buildings.
- Turn on sprinklers in garden for 30 minutes before bushfire arrives.

## When the fire front arrives

- Disconnect hose and fittings and bring inside.
- Go inside for shelter.
- Drink lots of water.
- Check and patrol for embers inside, particularly in the roof space.
- Check family and pets.

# SURVIVE

If you choose to stay:

- shelter in your house on the opposite side of approaching fire
- maintain a means of escape
- continually monitor conditions.

After the fire front has passed:

- wear protective equipment
- go outside once it is safe
- check for small spot fires and burning embers:
  - inside roof space
  - under floor boards
  - under house space
  - on veranda and decks
  - on window ledges and door sills
  - in roof lines and gutters
  - garden beds and mulch
  - woodheaps
  - outdoor furniture
- monitor media outlets – radio, TV and internet.

The safest place is to be away from the fire. Being involved in a fire maybe one of the most traumatic experiences in your life. Survival and safety depend on the decisions you make. Are you bushfire prepared?

On days where the Fire Danger Rating is predicted to be extreme or catastrophic for you and your family's survival, leaving is the best option. Thinking 'I will leave early' is not enough. You must PREPARE.ACT.SURVIVE.

It is important, no matter what your decision, that you are thoroughly prepared. To find out how visit [www.ruralfire.qld.gov.au](http://www.ruralfire.qld.gov.au)